



Concentration of nitrite in respirable particulate matter of ambient air in Vadodara, Gujarat, India

Sukesh Narayan Sinha*, N.M. Desai, G.M. Patel, M.M. Mansuri and V. Shivgotra

National Institute of Occupational Health, Meghaninagar, Ahmedabad - 380 016, India

(Received: April 14, 2007; Revised received: November 06, 2007; Re-revised received: December 22, 2007; Accepted: February 10, 2008)

Abstract: Water extract of respirable particulate matter (RPM) was analyzed by Ion chromatography technique to investigate the presence of nitrite (NO_2^-) as secondary aerosol in ambient environment. The nitrite particulates undergo photo hydroxyl radical reaction in environment produce nitrous acid, which reacts with metal and absorbs on RPM as water-soluble metal salt. The mean concentration of nitrite was $20.86 \mu\text{g m}^{-3}$ in ambient environment. Regression analysis showed that the relationship for respirable particulate matter and nitrite (RPM-NO_2^- , $R^2=0.742$) was positively significant. We are reporting the presence of nitrite as an aerosol in ambient environment.

Key words: Nitrite, Ion chromatography, Ambient environment
PDF of full length paper is available online

Introduction

Ambient air pollution in urban areas is continuously increasing and is closely related with adverse health effects like mortality (Borja-Aburto *et al.*, 1997), heart disease (Edney *et al.*, 2000), asthma and incidence of respiratory function and lung function (Forstner *et al.*, 1997; Jang and Kamens, 2001; Kleindienst *et al.*, 1999; Salve *et al.*, 2007; Singh *et al.*, 2008). Aromatic hydrocarbons contribute to ambient $\text{PM}_{2.5}$ concentrations through formation of oxidation products that can undergo nucleation or condense on pre-existing aerosol (Koenig *et al.*, 1993; Lee and Chung, 1999; Ostro *et al.*, 1991) and examined aerosol products from several irradiated aromatic hydrocarbons/ NO_x systems including toluene, m-, p-xylene, ethylbenzene, 1,2,4-trimethylbenzene and m-, p-ethyltoluene. Particulate Matter is a composition of primary aerosols and secondary aerosols such as sulfate, nitrate, organic sulfur dioxide (SO_2) and NO_x which affect the respiratory tract causing irritation and increasing airway resistance (Tsai and Cheng *et al.*, 1999). Several workers (Keeler *et al.*, 1990; Pope *et al.*, 2002; Schwart *et al.*, 1996) reported the atmospheric chemical composition of aerosols in different parts of India. Sulfate is a single component of the fine particles and it was reported that there was a association of 2.2 percentage increase in mortality per $10 \mu\text{g m}^{-3}$ increase in sulfate concentration (Schwart *et al.*, 1996). The concentration of PM_{10} , NO_x and CO has been reported earlier (Sinha *et al.*, 2003). Our early study reports (Sinha *et al.*, 2005) the association of sulfate and nitrate with PM_{10} in ambient air of Vadodara city in Gujarat, India. The effects of nitrate/nitrite on immune functions *i.e.*, human lymphocytes proliferation and cytokine production where nitrate had no effect on lymphocyte growth, but nitrite decreased proliferation (Ustyugora *et al.*, 2002). Ward *et al.* (2006) reported

that the nitrate and nitrite are precursors in the vivo formation of N-nitroso compounds, potent animal carcinogens. Ganoderma lucidum inhibits inducible nitric oxide synthase expression in macrophages were reported by Woo *et al.* (2005). The recent study indicated that there is high accumulation of $\text{PM}_{2.5}$ generated due to fireworks on Diwali festival which remains suspended in the air for upto 20 hr. During this period, extra mass burden of 289 mg m^{-3} equivalent to 1.9 normal days was imposed in the environment (Barman *et al.*, 2009). The short-term high accumulation of $\text{PM}_{2.5}$ is a matter of serious concern for Lucknow, city dwellers as it can penetrate deep into the lungs and cause many respiratory and cardiovascular diseases.

The recent study showed a significant effect of nitrite concentrations, pulses and post-exposure times on the mortality of *E. toletanus*. The cumulative mortality at the end of pulse and that at the end of post-exposure time (delayed mortality) were different. Due to the high frequency of intermittent pollution in aquatic ecosystems it is necessary to incorporate the post-exposure effects into the traditional toxicological parameters to achieve a more realistic assessment of toxicants, especially at very short-term exposures (Alonso and Camargo 2009). Nitrite has been recognized as one of the considerable inhibitors of biological phosphorus removal on inhibitory effect of nitrite. These results strongly suggest that unstable nitrite inhibition of aerobic phosphate uptake is caused by widely distributed anoxic activity (Toshiaki Saito *et al.*, 2008). McElroy *et al.* (2008) reported the cancer risk for rural women in Wisconsin, USA due to nitrogen-nitrate exposure. An exponential relationship between nitrite concentrations and specific growth rate as reported by Voslarova *et al.* (2008).

Therefore the objective of the present study is to characterize, estimate and find out any association of Respirable Particulate Matters (RPM) with nitrite in ambient air. In this paper we are reporting the presence of nitrite as a secondary aerosol in ambient environment.

* Corresponding author: sukeshnr_sinha@yahoo.com

Table 1: Regression equation ,correlation coefficient and significance value

Compound	Regression equation	Correlation coefficient (r)	Coefficient of determination(r ²)	Significance(p value)
Nitrite	6.05+0.02*RPM	0.8618	0.7428	0.003
Sulphate	24.56+0.03*RPM	0.8733	0.7626	0.002
Nitrate	21.78+0.01*RPM	0.4476	0.2004	0.227
NOx	64.34+0.01*RPM	0.2209	0.0488	0.568

Materials and Methods

Stock solution: Stock solution of standards [procured from National Institute of Standard and Technology (NIST) USA] of nitrite, nitrate and sulfate (100 ppm each) were prepared in distilled water while water-soluble salt for analysis of nitrite was extracted in double distilled water from Respirable Particulate Matter (RPM). The working standard was prepared in three different concentrations (10, 5, 2 ppm) of nitrite, nitrate and sulfate for study. The analytical reagent of lithium hydroxide and phthalic acid was purchased from Loba Chemie Pvt. Ltd. Mumbai, India.

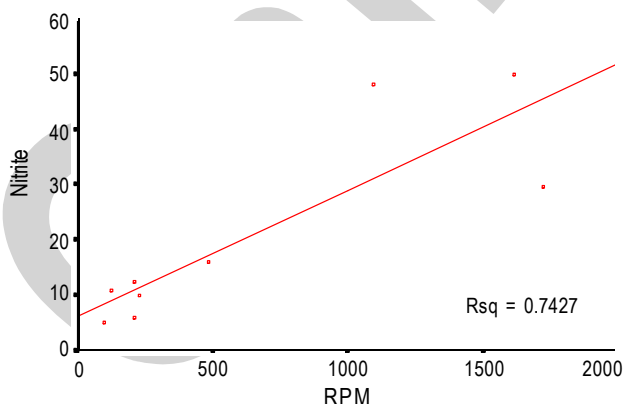
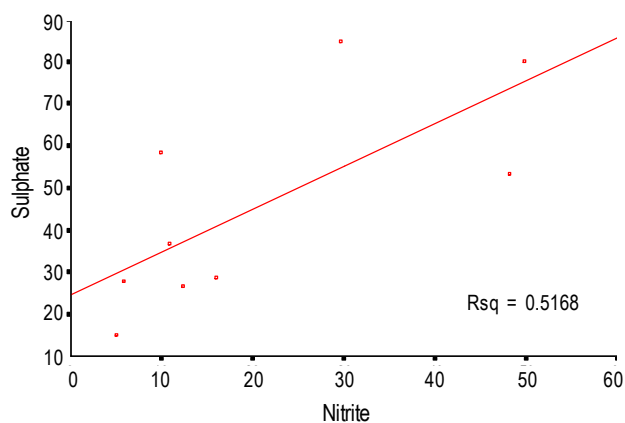
Sampling: On the basis of meteorological records of wind direction, population area registered vehicles, four sampling stations at heavy and medium traffic junctions were identified for the collection of RPM and NOx. The RPM was collected at ST Bus Stand and Kala Ghoda (heavy traffic junctions) and Nayay Mandir and Khande Rav Market (medium traffic junctions) of Vadodara city of Gujarat (Sinha et al 2005). The eight samples of RPM and NOx have been collected at ST Bus Stand, Kala Ghoda (heavy traffic), Nayaa Mandir and Khande Rav Market (medium traffic) of Vadodara city in Gujarat as per the reported method earlier (Sinha et al., 2005). The NOx was absorbed in sodium hydroxide solution for analysis. The samples were collected from monitoring sites on glass fiber filters (Whatman EPM 2000 glass fiber) using a Respirable Dust Sampler (,Envirotech model APM 451) at a fixed flow rate 1m³ min⁻¹ during early in the morning at 9 AM to 1 PM (peak hr). The detail process of sampling, number of samples, sampling location, duration

of sampling has been reported our earlier study (Sinha et al., 2005).

Instrumentation: The ion chromatography method was used to separate the nitrite, nitrate and sulfate as per our earlier study (Sinha et al., 2005). The ion Chromatography (Perkin Elmer, USA) consisted of Isocratic LC pump 250 injector, LC 21 conductive detector and integrator. The mobile phase phthalic acid (4 mM, pH 4.25 adjusted with LiOH buffer in water) was used at a flow-rate of 1.0 ml min⁻¹ though a Allsep™ anion column at ambient temperature for the separation of anions. The mobile phase was filtered and ultrasonicated before use.

Results and Discussion

Mobile phase of different pH were used for the separation of sulfate, nitrate and nitrite using ion chromatography method. It was found that the separation was best achieved using phthalic acid (4 mM, pH 4.25) pumped at a flow-rate of 1.0 ml min⁻¹ through Allsep™ anion column. The retention time of nitrite, nitrate and sulfate were obtained at 4.00, 5.60 and 10.21 min. respectively. The mean concentration of nitrite (NO₂) particulate in ambient environment was 20.86 µg m⁻³ (SD ± 17.48) with a range of 5.07- 49.76 µg m⁻³. While the mean concentration of RPM was 645.82 µg m⁻³ (SD ± 656.75) and nitrate (NO₃) were 28.79 µg m⁻³ (SD ± 15.92) with range 100.30-1724.24 µg m⁻³ and 8.72-54.37 µg m⁻³ respectively. Similarly the average concentration of NOx was 69.23 µg m⁻³ (SD ± 22.53) with range 30.4-93.6µg m⁻³. The regression equation, correlation coefficient and significant level have shown in Table 1.

**Fig. 1:** The relationship of RPM-NO₂ drawn at 95% CI**Fig. 2:** The relationship of NO₂-SO₄ drawn at 95% CI

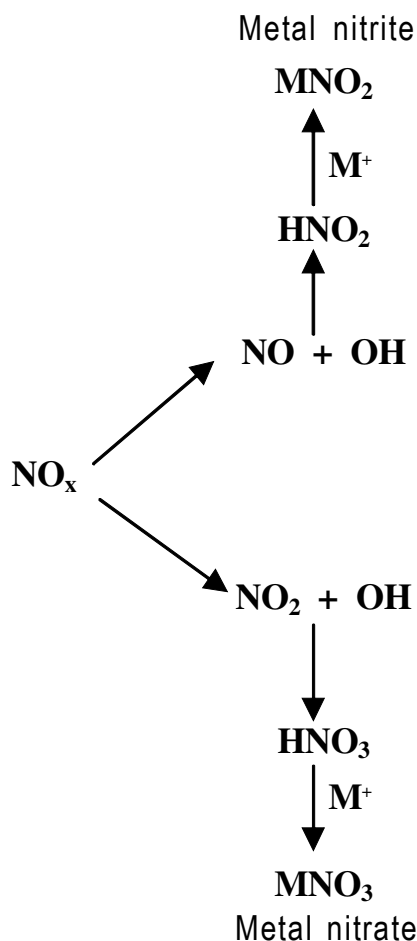


Fig. 3: Illustration of formation of nitrite in ambient environment

Regression analysis was carried with 95% CI and result showed that the relationship between RPM- NO_2 was significantly positive correlated ($R^2=0.742$, $r=0.862$ Fig. 1) at significance level (p) was 0.009. The relationship between NO_2 - SO_4 was positively significant ($r=0.719$ at $p=0.029$, Fig. 2). However, we did not find statistically significant positive relationship for NO_x - NO_2 ($r=0.870$) and NO_2 - NO_3 ($r=0.389$). The NO_2 was 3.32% in PM_{10} by weight in ambient environment. Atmospheric reactions of gaseous air pollutants give sulfate, nitrate and nitrite has shown in Fig. 3. Sinha *et al.* (2005), reported the correlation study of secondary aerosol (nitrate and sulfate) with RPM in ambient air at different traffic junctions of Vadodara city. The overall significant correlation was observed between SO_4 -RPM ($r=0.813$, $R^2=0.66$), while for correlation between RPM- NO_3 ($R=0.05549$, $R^2=0.307$) is significant. Our earlier study (Sinha *et al.*, 2005) showed that the significant correlation was observed between RPM- NO_x ($r=0.813$, $R^2=0.596$), while for the correlation coefficient for SO_4 - NO_3 is $r=0.6133$, $R^2=0.376$.

An ion chromatography method was used for the separation and identification of nitrite, nitrate and sulfate. The HPLC grade water was used as mobile phase. The base line separation between nitrite, nitrate and sulfate was achieved using phthalic acid (4 mM,

pH 4.25). The concentration of nitrate is 34.03% higher as compared to nitrite in the sample of RPM; it may be due to the fact that the nitrate is more stable than nitrite. The NO_x represents the gaseous mixture of NO and NO_2 , this environmental free radical undergoes photo hydroxyl radical reaction in environment, produce nitrous and nitric acids, which reacts with metal and adsorbs on RPM as a water-soluble metal salt of nitrite. The concentration of nitrate is higher than the nitrite may be due to the rate of conversion of nitrite to nitrate is faster and also they different environmental geometry. Our earlier study (Sinha *et al.*, 2005) showed that the RPM- SO_4 , RPM- NO_3 and SO_4 - NO_3 were positively correlated. The relationship between RPM- SO_4 was highly significant. The percentage of SO_4 at Nayay Mandir is higher as compared to St Bus Stand due to the different environmental geometry and also the rate of transformation of SO_2 in to SO_4 is high. Nitrite is potent carcinogens, which cause several health effects. Ustyugora *et al.* (2002) reported the effect of nitrate nitrite⁻¹ on immune functions *i.e.*, human lymphocytes proliferation and cytokine production where nitrate had no effect on lymphocyte growth, but nitrite decreased proliferation. The nitrate and nitrite are precursors in the vivo formation of N-nitroso compounds, potent animal carcinogens (Ward *et al.*, 2006). A typical coal plant produces 10 200 tons Oxides of nitrogen in a year leads to formation of ozone (smog) that inflames the lung tissues, making people more susceptible to respiratory illness (Sinha and Nag, 2010).

These studies may also have important benefits in understanding the mechanism of formation of nitrite and any adverse health effect associated with exposure to the ambient nitrite. The mean concentration of nitrite (NO_2) in ambient environment was $20.86 \mu g m^{-3}$ and the result showed that the relationship between RPM- NO_2 was significantly positive correlated ($R^2=0.742$, Fig. 1). However, we did not find statistically significant positive relationship for NO_x - NO_2 and NO_2 - NO_3 .

References

- Alvaro, A. and J.A. Camargo: Effects of pulse duration and post-exposure period on the nitrite toxicity to a freshwater amphipod. *Bioassay on line* (2009).
- Barman, S.C., R. Singh, M.P.S. Negi and S.K. Bhargava: Fine particles ($PM_{2.5}$) in ambient air of Lucknow city due to fireworks on Diwali festival. *J. Environ. Biol.*, **30**, 625-632 (2009).
- Borja-Aburto, V., H. Loomis, D.P. Bangdiwala, S.I. Shy and R.A. Rascon-Pachero: Ozone, suspended particulates and daily mortality in Mexico city. *Am. J. Epidemiol.*, **145**, 258-268 (1997).
- Edney, E., O. Driscoll, D.J. Speer, R.E. Weathers, W.S. Kleindienst, T.E.W. and D.F. Smith: Impact of aerosol liquid water on secondary aerosol yields of irradiated toluene/propylene/ NO_x / $(NH_4)_2 SO_4$ /air mixtures. *Atmos. Environ.*, **34**, 3907-3919 (2000).
- Forstner, H., J.L. Flagan and J.H. Seinfeld: Secondary organic aerosol from the photo oxidation of aromatic hydrocarbons: molecular composition. *Environ. Sci. Technol.*, **31**, 1345-1358 (1997).
- Jang, M. and R.M. Kamens: Characterization of secondary aerosol from the photo oxidation of toluene in the presence of NO_x and 1-propene. *Environ. Sci. Technol.*, **35**, 3626-3639 (2001).

- Keeler, G., J. Spengler, J.D. Koutrakis and G.A. Allen: Transported acid aerosols measured in Southern Ontario. *Atmos. Environ.*, **24**, 2935-2950 (1990).
- Kleindienst, T., E. Smith, D.F. Li, W. Edney, E.O. Driscoll, D.J. Speer and W.S. Weathers: Secondary organic aerosol formation from the oxidation of aromatic hydrocarbons in the presence of dry submicron ammonium sulfate aerosol. *Atmos. Environ.*, **33**, 3669-3681 (1999).
- Koenig, J., Q. Larson, T.V. Hanley, Q.C. Rebolledo, V. Dumler, K. Checkoway, H. Wang, S.Z. Lin and W.E. Pierson: Pulmonary function changes in children associated with fine particulate matter. *Environ. Res.*, **63**, 26-38 (1993).
- Lee, J., T. Shin and Y. Chung: Air pollution and daily mortality in Seoul and Ulsan, Korea. *Environ. Hlth. Persp.*, **107**, 149-154 (1999).
- McElroy, J. A., Trentham-Dietz, A., Gangnon, R. E., Hampton J. M., Bersch A. J., Kanarek, M.S., Newcomb, P.A: Nitrogen-nitrate exposure from drinking water and colorectal cancer risk for rural women in Wisconsin. *USA. J. Water Hlth.*, **6**, 399-409 (2008)
- Ostro, B., D. Lipsett, M.J. Wiener and J.C Selner: Asthmatic response to airborne acid aerosols. *Am. J. Public Hlth.*, **81**, 694-702 (1991).
- Pope Ardeen, C., B. Richard, T.O. Michael and D. George: Lung cancer cardiopulmonary mortality and long term exposure to fine particulate air pollution. *J. Am. Med. Assoc.*, **287**, 1132-1141 (2002).
- Salve, P.R., R.J. Krupadam and S.R. Wate: A study on major inorganic ion composition of atmospheric aerosols. *J. Environ. Biol.*, **28**, 241-244 (2007).
- Schwartz, J., D. Dockery and L.M. Neas: Is daily mortality associated specifically with fine particulates. *J. Air Waste Manage. Assoc.*, **46**, 927-939 (1996)
- Singh, R., S.C. Barman, M.P.S. Negi and S.K. Bhargava: Metals concentration associated with respirable particulate matter (PM10) in industrial area of eastern U.P. India. *J. Environ. Biol.*, **29**, 63-68 (2008).
- Sinha, S., N. Patel, T.S. Desai, N.M. Shah, S.H. Patel, G.M. Mansuri, M.M. Parikh and H.N. Saiyed: Ambient Environment Monitoring in Surat City in Gujarat, India, in National Conference on Urban Air pollution issues and Management – 2003 organized by P.G. Section in Environmental Engineering and Civil Engineering Department Sardar Vallabhai National Institute of Technology Surat-395007, Gujarat, India. pp. 4-6 (2003).
- Sinha, S., N. Patel, T.S. Shah, S.H. Desai, N.M. Patel, G.M. Mansuri and H.N. Saiyed: A correlation of secondary aerosol with respirable particulate matter (RPM) in ambient air at different traffic junction of Vadodara city. *J. Environ. Biol.*, **26**, 187-190 (2005).
- Sinha, S.N. and P.K. Nag: Pollution from Solid Fuel/00694, Encyclopedia of Environmental Health, Elsevier publication (2010).
- Tsai, Y.I. and M.T. Cheng: Visibility and aerosol chemical compositions near the coastal area in Central Taiwan. *Sci. Total Environ.*, **231**, 37-51 (1999).
- Toshiaki, S., T. Kohei, T. Senta, Y. Kouta and Y. Yukihito: Mechanisms of Unstable Nitrite Inhibition of Aerobic Phosphate Uptake. *J. Water Environ. Technol.*, **6**, 65-75 (2008).
- Ustyugora, E., V. Zeman, C. Dhanwada and L. A. Bettz: Nitrate/nitrite alter human lymphocyte proliferation and cytokine production. *Arch Environ.*, **43**, 270-276 (2002).
- Voslasova, E., V. Pistikova, Z. Svobodova, I. Bedaova: Nitrite Toxicity to *Danio rerio*: Effects of Subchronic Exposure on Fish Growth. *Acta Vet Brno.*, **77**, 455-460 (2008).
- Ward, M., H. Cerhan, J.R. Colf and P. Harlage: Risk of non-Hodgkin lymphoma and nitrate and nitrite from drinking water and diet. *Epidemiol.*, **17**, 375-382 (2006).
- Woo, C., W. Many, R.Y. Slow, Y.I. Choy, P.C. Wan, E.W. Lau and O.K.: *Ganoderma lucidum* inhibits inducible nitric oxide synthase expression in macrophages. *Mol. Cell Biochem.*, **275**, 165-171 (2005).